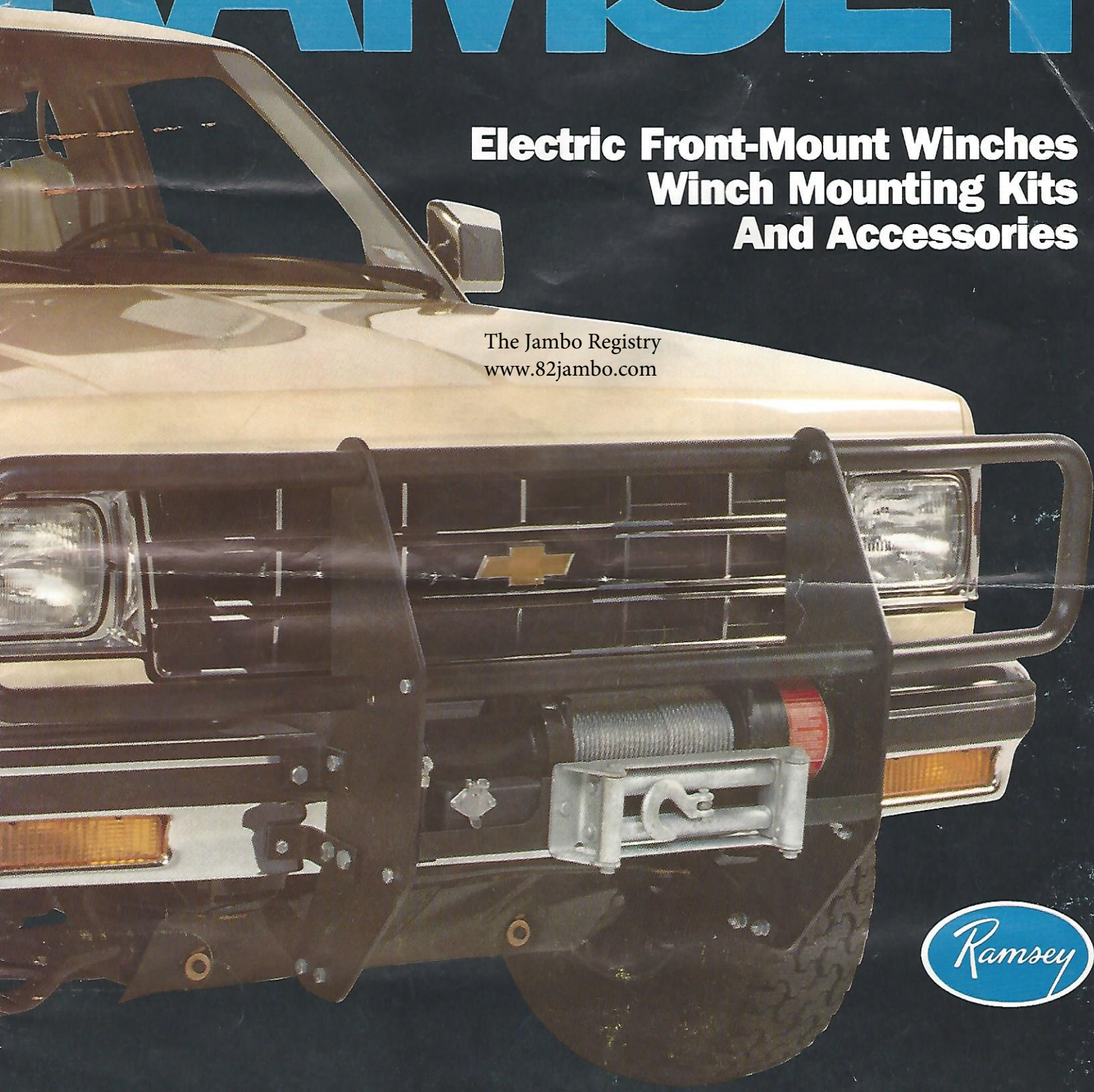


RAMSEY

**Electric Front-Mount Winches
Winch Mounting Kits
And Accessories**

The Jambo Registry
www.82jambo.com



WINCHES

RELIABLE




REP 6000 hidden mounting kit bolts on to Ford Ranger and Bronco II without welding, frame cutting or special tools; hidden mounting kit retains original style of vehicle.



Original style mounting kit with Ramsey 2001 winch package is perfect for off-roading in Toyota Land Cruiser. Same style fits Jeep CJ and Land Rover.



Custom mounting kit for the Dodge D-50 and other mid-size vehicles is available with the Ramsey heavy duty grille and brush guard.



The no frills mounting kit shown on the Datsun 4x4 pickup is a rugged mounting that compliments the style of any mid-size pickup or 4x4.




Ford F150 4x4 pickup makes use of Ramsey custom bumper mounting kit, shown here with optional chrome bumper. Ramsey mounting kits require no frame cutting or welding and bolt easily in place on your vehicle.




TOUGH

Ramsey REP 6000 Planetary Gear Winch Package



- 6,000 lbs. line pull rating 12 volt electric reversible winch (24 volt optional)
- Fast acting, reliable 3 stage planetary gear system
- Strong, reliable automatic load holding brake
- Free-spooling ease as cam action clutch disengages all three planetary gear stages
- Weather-shielded solenoids mounted with motor protects against theft or damage
- 250-amp draw at full rated load increases motor life
- Sleek, trim design compliments the appearance of any vehicle
- Ramsey quality engineering; tough, durable construction
- 100 ft. of 1/4" galvanized aircraft type wire rope with replaceable clevis hook
- Color coded battery cables with connectors
- Separate directional and operating switches in the 10 ft. remote control provide superior protection for motors and solenoids
- Choice of hawse or 4-way roller type fairlead
- Complete owner's manual with user information and guidelines



- 1) 6,000 lb. line pull rating reversible electric powered planetary winch, pre-wound with 100 ft. of 1/4" galvanized aircraft cable with replaceable clevis hook
- 2) Automatic load holding brake
- 3) Cam action free-spooling clutch
- 4) Dual switch 10 ft. remote control
- 5) Hawse or 4-way roller guide fairlead
- 6) Color coded battery cables with connectors

For 1/2 ton, mid-size and compact pickups and off-road vehicles, Ramsey offers a reversible electric powered planetary gear winch with three tons of pulling power and features that put its competitors to shame. The REP 6000 includes everything you need in an easy to assemble package: 6,000 lb. line pull winch, pre-wound with 100 ft. of 1/4" galvanized aircraft cable with replaceable clevis hook; battery cables; remote control; your choice of hawse or 4-way roller guide fairlead. Custom mounting kits fit original bumpers, either with or without the rugged Ramsey grille and brush guard. These custom mounting kits are

designed to fit your Chevy S-10, GMC S-15, Ford Ranger, Bronco II, Datsun or Toyota pickup or station wagon, Chevy S-10 Blazer and GMC S-15 Jimmy, Dodge D-50 and Isuzu P'UP; 1/2 ton GMC, Chevrolet, Ford, Dodge, Jeep Cherokee, Wagoneer and pickup for light duty use. Original style mounting kits fit Jeep CJ, Toyota Land Cruiser and Land Rover. Hidden winch mounting kits fit Chevy S-10 and S-10 Blazer, GMC S-15 and S-15 Jimmy, Ford Ranger and Bronco II, and Jeep Cherokee, Wagoneer, or pickup. All Ramsey mounting kits are complete bolt-on assemblies requiring no special tools, frame cutting or welding.


SPECIFICATIONS

- Rated line pull 6,000 lbs.
- Gear reduction ratio 294 to 1
- Weight, winch, control box and wire rope 50 lbs.
- Shipping weight, complete 60 lbs.

Layer of cable	1	2	3	4
Rated line pull per layer (lbs.)	6,000	5,100	4,400	3,900
(kgs.)	2,720	2,310	2,000	1,770
Cable capacity per layer (ft.)	23	50	82	118
(M)	7	15	25	36

PERFORMANCE



Line pull (lbs.)	0	1,000	3,000	5,000	6,000
(kgs.)	0	450	1,360	2,270	2,720
Line speed (FPM)	14	12	10	6.5	4.5
(MPM)	4.3	3.7	3	2	1.4
Amp draw	30	80	140	210	250



STRONG

Ramsey Model 2000 and Model 2001 Electric Winch Packages

The Jambo Registry
www.82jambo.com



- 1) 150 ft. of $\frac{5}{16}$ " galvanized aircraft type wire rope with replaceable clevis hook
- 2) 12 volt reversible electric winch with 8,000 lbs. line pull rating (24 volt optional)
- 3) Dual switch 10 ft. remote control
- 4) Hawse type fairlead (included in Model 2000 package)
- 5) 4-way roller type fairlead (included in Model 2001 package)
- 6) Battery cable with connectors
- 7) RAM-LOK™ semi-automatic spring loaded clutch

- 8,000 lbs. line pull rating 12 volt electric reversible winch (24 volt optional)
- Exclusive semi-automatic RAM-LOK™ clutch disengages easily for free-spooling; spring loaded for positive engagement
- Strong worm and gear drive provides load reversing protection
- Weather-shielded solenoids incorporated with winch protect against theft or damage
- Tough, torture-proven construction in compact package
- Time tested Ramsey engineering for long life
- Hawse type fairlead (Model 2000)
- 4-way roller fairlead (Model 2001)
- Separate directional and operating switches in the 10 ft. remote control provide superior protection for motors and solenoids
- Battery cable with connectors
- 150 ft. of $\frac{5}{16}$ " galvanized aircraft type wire rope with replaceable clevis hook
- Complete owner's manual with user information and guidelines

Ramsey offers you two 8,000 lb. line pull capacity front-mount winch packages for standard size pickups, 4WD off-road vehicles, and other utility vehicles. Each package has everything you need for quick, easy assembly. Three types of Ramsey mounting kits are available, designed to fit specific vehicles, resulting in a professionally finished look. Each kit contains all necessary parts and easy-to-follow instructions for assembly and mounting. No special parts or tools are needed; no frame cutting or alterations required. Out-of-the-way Hidden Mounting Kits for the Model 2001 Winch Package are available for Ford Bronco, 4WD F150,

and F250 without stabilizer bar; or Chevrolet Blazers and $\frac{1}{2}$, $\frac{3}{4}$ and 1 ton pickup trucks; and for Jimmy and $\frac{1}{2}$, $\frac{3}{4}$ and 1 ton trucks.

Original Mounting Kits are furnished for Jeep CJ's, Land Rover and the Toyota Land Cruiser and Toyota Station Wagon. Ramsey Custom Bumper Mounting Kits are available to fit Chevrolet Blazer and $\frac{1}{2}$, $\frac{3}{4}$ and 1 ton trucks; Ford Bronco, 2WD F100, F150 and F250 as well as 4WD F150, F250 and F350 trucks; GMC Jimmy and $\frac{1}{2}$, $\frac{3}{4}$ and 1 ton trucks; Jeep Cherokee, Wagoneer and Jeep Trucks; Dodge Ramcharger and D100, D200, W100, W200 and W300 trucks; and the Plymouth Trailduster.

SPECIFICATIONS


- Rated line pull 8,000 lbs.
- Gear reduction ratio 360 to 1
- Weight (winch only) 73 lbs.
- Shipping weight, complete: Model 2000 112 lbs.
Model 2001 114 lbs.

Layer of cable	1	2	3	4	5	6
Rated line pull per layer (lbs.)	8,000	6,900	6,000	5,400	4,800	4,400
(kgs.)	3,630	3,130	2,720	2,450	2,180	2,000
Cable capacity per layer (ft.)	22	44	69	97	128	162
(M)	7	13	21	30	39	49

PERFORMANCE*


Line pull (lbs.)	0	2,000	4,000	6,000	8,000
(kgs.)	0	910	1,810	2,720	3,630
Line speed (FPM)	15	7.5	5.5	4	3
(MPM)	4.6	2.3	1.7	1.2	.9

*Based on first layer of cable on drum



RELIABLE

Ramsey REP 8000 Planetary Gear Winch Package



- 1) 8,000 lbs. line pull rating reversible electric powered planetary winch, pre-wound with 95 ft. of $\frac{5}{16}$ " galvanized aircraft cable with replaceable clevis hook
- 2) Automatic load holding brake
- 3) Cam action free-spooling clutch
- 4) Dual switch 10-ft. remote control
- 5) Hawse or 4-way roller guide fairlead
- 6) Color coded battery cables with connectors

- 8,000 lbs. line pull rating 12 volt electric reversible winch (24 volt optional)
- Tough, fast acting 3-stage planetary gear system
- Free-spooling ease as cam action clutch disengages all three planetary gear stages
- Strong, reliable automatic load-holding brake
- 280-amp draw at full rated load for increased motor life
- Weather-shielded solenoids to protect against theft or damage
- Choice of hawse or 4-way roller type fairlead
- Ramsey quality engineering; tough, durable construction
- Sleek, trim design compliments the appearance of any vehicle
- 95 ft. of $\frac{5}{16}$ " galvanized aircraft type wire rope with replaceable clevis hook
- Color coded battery cables with connectors
- Separate directional and operating switches in the 10-ft. remote control pendant provide superior protection for motors and solenoids
- Complete owner's manual with user information and guidelines

The REP 8000 gives you an 8,000 lb. line pull capacity reversible electric powered planetary gear winch with features that put other brands to shame. Designed for standard size pickups, 4WD off-road vehicles and other utility applications, the REP 8000 includes everything you need in one easy-to-assemble package. You get the 12 volt reversible electric winch (24 volt optional), pre-wound with 95 ft. of $\frac{5}{16}$ " galvanized aircraft type cable with replaceable clevis hook, battery cables with connectors, remote control pendant; your choice of hawse or 4-way roller guide fairlead. Original mounting kits fit behind the bumper of the Jeep CJs, Toyota Land Cruisers and Leyland Land Rovers. Grill guard/brush guard mounting kits and no

frills mounting kits are currently available for full size Chevy pickups and K-10 Blazer; GMC full size pickups and K-15 Jimmy; Jeep pickups and Gran Wagoneers; Ford full size pickups and Bronco's; Dodge full size pickups and Ram Charger and Plymouth Trailduster. A hidden kit is available for Ford and additional kits are being designed. All Ramsey mounting kits are complete bolt-on assemblies requiring no special tools, frame cutting or welding.

See your Ramsey distributor to select a kit for your specific vehicle.


SPECIFICATIONS and PERFORMANCE

	12V	24V
● Rated line pull	8,000 lbs.	8,000 lbs.
● Gear reduction ratio	210 to 1	150 to 1
● Weight, winch, control box and wire rope	61 lbs.	61 lbs.
● Shipping weight, complete	75 lbs.	75 lbs.

Layer of cable	1	2	3	4	
Rated line pull per layer (lbs.)	8,000	6,500	5,500	4,800	
(kgs.)	3,630	2,950	2,500	2,180	
Cable capacity per layer (ft.)	20	40	65	95	
(M)	6	12	20	29	
Line pull (lbs.)	0	2,000	4,000	6,000	8,000
(kgs.)	0	910	1,820	2,730	3,640
Line speed	(FPM) 12V	13	11	9	6
	24V	18	15	12	9
	(MPM) 12V	4	3.3	2.7	1.8
	24V	5.4	4.5	3.6	2.7
Amp draw	12V	20	90	150	215
	24V	10	45	75	110



SAFE



Dual Battery Isolator

Handles alternators up to 95 amps. Charges either or both batteries as required; keeps auxiliary equipment from depleting starting battery. Available as isolator only or complete kit with mounting hardware and wiring. Easy to install; no special equipment required.



Remote Control Switch

Optional remote controls in cable lengths of 15', 25' or 50' feature separate direction and operating switches to protect winch motors and solenoids. Must be ordered separately from winch packages.

Limited Warranty Excerpt

Ramsey Winch warrants each new winch to be free from defects in materials and workmanship for a period of one (1) year from date of purchase. The obligation under this warranty, statutory or otherwise, is limited to the replacement or repair at our factory of such part or parts as shall appear to us upon inspection to be defective in materials and workmanship.

Complete warranty statement packed with each winch.

Distributed by:

Ramsey Winch Company

P.O. Box 15829 • Tulsa, OK 74158 U.S.A.
(918) 438-2760 • Telex 79-6471 • RAMSEY TUL



Tow Rope

6,500 lb. through 20,000 lb. capacity tow ropes available in polypropylene and nylon.



Optional Chrome Plated Bumper

Rugged chrome bumpers with decorative protective strip available for Chevrolet, Dodge, Ford, GMC, IHC and Jeep vehicles.



Extension Cable

50 ft. of $\frac{5}{16}$ " galvanized aircraft type wire rope with replaceable clevis hooks.

WARNING

Winches shown are solely and exclusively designed for vehicle mounted, non-industrial applications. Use in other applications will void warranty. Information on Ramsey industrial winches, with line pull ratings from 3,000 lbs. to 100,000 lbs., is available from your Ramsey distributor or the factory. Winches are not to be used to lift, support or otherwise transport persons. A minimum of five (5) wraps of cable around drum is necessary to support rated load.

Accessories



Snatch Block

Quality snatch block doubles pulling power.





Ramsey Winch Company

P.O. Box 15829 • Tulsa, OK 74158 U.S.A. • Phone (918) 438-2760 • Telex 79-6471 • RAMSEY TUL