

YOUR ADVANTAGE IS WITH JEEP® ACCESSORIES

Jeep Corporation* has a reputation as the manufacturer of reliable and quality-built four wheel drive vehicles. That same reputation applies to Jeep Accessories. In keeping with this tradition, only those accessories which measure up to the same high standards set for Jeep vehicles are approved by Jeep Engineering.

Factory standards of skillful craftsmanship, exacting specifications and precise applications are strictly adhered to, making the accessories illustrated and described in this catalog the "best matched" to the family of Jeep vehicles.

Read through this catalog and select items for convenience, entertainment, utility, comfort and vehicle care...all designed to make life in your Jeep vehicle easier and more fun for you. The accessories described have various model and year applications. Ask your dealer about your specific requirements.

*In Canada: American Motors (Canada) Inc.

INDEX

ACCESSORY	PAGE
Air Compressor, Portable.....	3
Air Conditioning.....	2
Air Deflector, Rear Window... 7	
Air Overload Kit.....	12
Assist Handle.....	4
Batteries.....	2
Bedliner.....	7
Brush and Grille Guard, CJ... 11	
Brush Guard.....	11
Bug Screen.....	5
Bumper Extensions.....	6
Bumper Guards.....	5
Bumper Guards, CJ.....	7
Bumper, Rear Step (Chrome and White Painted).....	6
Cabs.....	10
- Deluxe M3	
- Standard M3	
- Standard With Vertical Rear Door	
Cargo Cover.....	5
Carpeting.....	4
- Cargo Area	
- Floor	
- Wheelhouse	
Chemicals (Appearance and Maintenance).....	2
Child and Infant Safety Seats... 3	
Chip Guards.....	8
Compass.....	3
Console.....	3
Cooling System, Heavy-Duty... 13	
Cruise Control.....	3
Door Edge Guards.....	5
Door Pocket Kit.....	7
Driving Lights.....	10
Engine Block Heater.....	2
Fender Extensions.....	8
Fire Extinguisher.....	3
Floor Mats.....	4
Fog Lights.....	10
Frame Cover Kit, Front.....	10
Hubs, Automatic.....	8
Hub Service Kit.....	8
License Plate Frame.....	5
Light Bar.....	10
Litter Container/Tissue Dispenser.....	2
Load Binder.....	6
Luggage Carrier.....	7
Luggage Rack.....	7
Mirror Extensions.....	6
Mirrors.....	6
- Jr. West Coast	
- Outside Rear View	
- Tripod Support	
Molding, Bodyside.....	5
Oil Cooler, Automatic Transmission.....	2
Paint, Touch-Up.....	2
Power Brake Kit.....	3
Power Steering Kit.....	3
Radiator Screen.....	5

ACCESSORY	PAGE
Radios.....	1
- AM/FM Stereo Cassette with Automatic Reverse	
- AM/FM Stereo CB	
- AM/FM Stereo	
- AM/FM Stereo 8-Track	
- AM/FM Stereo Cassette with Signal Seeking (E.T.R.)	
- AM/FM Monaural	
- AM Radio	
Roll Bars.....	11
Roll Bar Padding.....	9
Running Boards.....	6
Saddle Bags.....	9
Safari Soft Top.....	9
Searchlight, Hand-Held.....	2
Seat, Rear.....	4
Seats, High Back Bucket.....	4
Shocks, Heavy-Duty.....	12
Side Steps.....	6
Ski Rack.....	7
Ski Rack, CJ.....	7
Skyviewer Soft Top.....	9
Snatch 'Um Strap (Vehicle Towing).....	13
Snow Plow.....	11
Snow Plow Accessories.....	11
- Mini-Spreader	
Spare Tire, Covers.....	8
Spare Tire, Inside Carrier.....	8
Spare Tire, Swing Out Carrier... 8	
Splash Guards.....	8
Springs, Helper.....	13
Sun Bonnet Top.....	9
Sunroof.....	9
Steering Stabilizer Kit.....	12
Stowage Compartment Kit.....	5
Tailgate Protector.....	6
Tonneau Cover.....	11
Tool Kit.....	3
Top Boot.....	9
Tow Bar.....	13
Tow Hooks.....	13
Trailer Accessories.....	12
- Class II Hitch	
- Class III Receptacle	
- Draw Bar	
- Hitch Ball	
Truck Cap.....	10
Truck Rails, Chrome.....	6
Truck Topper.....	10
Truss Kit.....	12
Vent Shades.....	5
Wheel, Chrome 7".....	8
Wheel, Slotted 8".....	8
Wheelhouse Pads.....	10
Wheel Lock.....	8
Winch Accessories.....	13
Winch, Hidden.....	13
Winch, Portable.....	13
Winch, Ramsey Electric.....	13
Winch, Warn Electric.....	13
Window, Sliding Rear.....	11

Equipment and features illustrated or described in this catalog are optional at extra cost unless otherwise specified. Certain equipment items may not be available for all models. All information contained herein was obtained from official sources and, to the best of our knowledge, was correct at the time of publication. Jeep Corporation reserves the right to revise, modify, discontinue or change specifications on any model, part or accessory at any time without notice and without incurring any liabilities on its part or that of its dealers to the purchaser.

The sound proposition!



WHEN YOU SELECT ONE OF THESE FINE AUDIO ACCESSORIES, YOU'RE RECEIVING A UNIT THAT HAS BEEN DESIGNED TO MEET THE MOST DEMANDING AUDIO NEEDS.

AM/FM STEREO

Gives you the additional option of hearing your FM broadcasts in dynamic stereo. Unit features a signal light which indicates when radio is receiving an FM/Stereo broadcast. Lighted dial and speaker balance control.

AM/FM MONAURAL

Offers clear FM reception at an economical price. All transistor receivers feature pushbutton tuning, lighted dial and tone control.

AM/FM STEREO WITH CASSETTE AND SIGNAL SEEKING (E.T.R.)

This electronically tuned AM/FM stereo radio offers the finest in audio fidelity. It features separate bass, treble, and balance controls, automatic reverse for the cassette player and increased power output.

AM/FM STEREO CB

Combines listening enjoyment of AM or FM stereo sound with security of 40-Channel Citizens Band radio. Custom looks and styling. In-dash installation.

AM RADIO

All transistor receivers provide excellent reception of AM stations. Features pushbutton station selector, lighted dial and tone control.

AM/FM STEREO WITH CASSETTE AND AUTOMATIC REVERSE

A popular option for 1982 featuring pushbutton station selection and an integrated fast forward and reverse. Equipped with bass boost and local/distance switches. Also available without automatic reverse.

AM/FM STEREO WITH 8-TRACK TAPE PLAYER

Features pushbutton control and built-in stereo 8-track player. (1981 and prior models)


American=Air® (A)

Specifically designed to blend with the instrument panels on Jeep Pickup, Cherokee and Wagoneer models. Features air volume and temperature controls with fully adjustable louvers for comfort conditioning to suit your taste. Heavy-duty cooling system and adaptor kits required. Jeep CJ and Scrambler air conditioning also available (not shown).



AUTOMATIC TRANSMISSION OIL COOLER (B)

Extends transmission service life and provides for more efficient shifting. Helps reduce high operating temperatures, particularly off road. Includes all mounting hardware. Required for snow plowing and heavy-duty trailer towing.




ENGINE BLOCK HEATER (C)

Plugs into any 110 volt electrical outlet to maintain a higher coolant temperature in cold climate. Reduces battery drain and engine wear by helping engine start quicker on cold mornings.

B

C



MAINTENANCE FREE BATTERIES (D)

Feature more starting power for good cranking performance. Require fewer periodic inspections. Ask your dealer for specific applications. (Specifications and features may vary in Canada.)



APPEARANCE AND MAINTENANCE CHEMICALS (E)

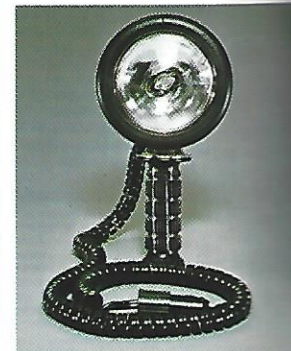
Developed, formulated and tested specifically for Jeep vehicles. Maintain your vehicle in top condition for long-term satisfaction. Illustrated product may be different in Canada.

E

F

TOUCH-UP PAINT (F)

Available in kit form with brush top applicator for small nicks and scratches, or spray can for larger areas and interiors. Matches original paint. Wide color selection.



LITTER CONTAINER/TISSUE DISPENSER (G)

Keeps a tissue close by for quick emergencies while driving. Weighted base helps prevent the container from tipping-over. Your choice of several colors to match interiors.

G

H


HAND-HELD SEARCHLIGHT (H)

Plugs into the cigarette lighter for instant illumination. Includes a heavy-duty 12-foot cord for convenience.



CRUISE COMMAND (I)

Conveniently mounted on the turn signal stalk, cruise command keeps vehicle at any safe speed over 30 mph (50 km/h). A very comfortable way to travel on freeways. Also helps save gas. Available on all Jeep vehicles except CJ.




CONSOLE (J)

Designed to fit the floor contours between the front seats of CJ and Scrambler models. Easy to install and features a lockable lid and two storage holes on top for cans. Also has a drain tube that carries water through the floor of the vehicle so the console can be used to carry cold beverages.

FIRE EXTINGUISHER (K)

Discharges dry chemicals to smother all classes of fires. It's rechargeable and stores in a minimum of space. Includes mounting bracket.



TOOL KIT (L)

Fitted leather-like case holds Flashlight/Emergency Light, 12 Volt Trouble Light/Flasher Light, Emergency Flag, Four Way Screwdriver, Adjustable Wrench, Fuse and Bulb Pack, Duct Tape, Swiss Army Knife. For highway and home.

CHILD (M) and INFANT (N) SAFETY SEATS

Separate seat available for infants (up to 20 lbs.) and toddlers (20 to 50 lbs.) Cushioned and made of high impact plastic. Infant carrier doubles as baby basket. (Seat belt not shown. Seat belt required for usage.)



PORTABLE AIR COMPRESSOR (O)

Have the security of knowing instant air pressure is available at any time. Plugs into cigarette lighter. Also ideal for recreational inflatables.

COMPASS (P)

For all Jeep vehicles. Features adhesive backing for mounting anywhere. Also includes compensating magnets to offset your vehicle's own magnetic field.

POWER STEERING KIT (Not Shown)

Reduces effort required to steer the vehicle. Available for the CJ and Scrambler models.

POWER BRAKE KIT (Not Shown)

Decreases pedal effort. Available for CJ and Scrambler models.

FLOOR CARPETING (A)

Specially designed carpets add comfort and that finishing touch to your CJ and Scrambler. Helps deaden road noise. Can easily be removed and scrubbed, vacuumed or hosed down. Resists fading and mildew. Available in brown and charcoal.

HIGH BACK BUCKET SEATS (B)

Add style and comfort to your Jeep CJ or Scrambler. Seats feature high back support and comfort you prefer for long periods at the wheel. Covered in a heavy-duty, stain-resistant woven vinyl fabric for practicality and durability. Available for all CJ models and Scrambler in black, blue and tan.

WHEELHOUSE CARPETING (C)

To be used in conjunction with the CJ floor carpeting. Finishes off the wheelhouse area nicely. Available in brown or charcoal.

REAR SEAT (D)

Distinctively styled and custom tailored rear seat accommodates two adults comfortably. Available for all CJ models in fabric colors to match existing interiors.

FLOOR MATS (E)






Long wearing, attractive floor mats protect your vehicle's floor and carpeting. Front mats feature a handsome carpeted insert, color-keyed to match your vehicle's interior. Rear mats are color-keyed and made of all rubber. Available in black, blue, nutmeg or medium brown.


CARGO AREA CARPETING (F)

Long wearing, snap-in cargo area carpeting for Cherokee and Wagoneer models is made of durable indoor-outdoor material. Available in charcoal only.


ASSIST HANDLE (G)

Passenger "hang-on" protection while getting in and out or traveling off-road. Available for CJ and Scrambler only.





H



CJ STOWAGE COMPARTMENT KIT (H)

Practical, convenient, lockable storage location to safely stow all kinds of items while on or off road. Over nine cubic feet of compartment area. Strong, seamless two-piece construction protects against dust and the elements. Fits CJ-7, CJ-5 (without rear seat).

VENT SHADES (I)

For Pickup, Cherokee and Wagoneer. Allow you to keep windows open for fresh air even when it's raining. Also help keep vehicle cool while parked.



J




K

CARGO COVER (J)

Pulls neatly over cargo area to shield valuables out of sight or protect delicate items from direct sunlight. Available for Wagoneers and Cherokees.

DOOR EDGE GUARDS (K)

Protect the doors of Cherokee, Wagoneer or Pickup from unsightly chips and nicks. They're easy to install and are a stylish addition to the doors. (Not available on CJ models or Scrambler.)



L



M

BUG SCREEN (L)

A handy, lightweight, nylon screen that provides an extra measure of protection to radiator and grille finish damage caused by bugs. Installation is simple. Held secure by six durable snaps. Fits all CJ-5/7 and Scrambler models.

RADIATOR SCREEN (M)

This rugged and specially designed screen gives added protection to the cooling system from flying debris while on or off-road. Mounts easily to the radiator grille of all Jeep CJ models and Scrambler.

BUMPER GUARDS (N)

Provide additional front and rear protection for the bumpers from dents and scratches. Minimize the chances of bumper override. Available in pairs for Cherokee, Wagoneer and Pickup.




N



O

LICENSE PLATE FRAME (O)

Helps prevent license plate from damage and bending. Gives neat look. Constructed of hardened plastic to resist corrosion. For all models.



P

BODYSIDE MOLDINGS (P)

Available for all Pickups except those with special trim packages. Maintain door and fender sheet metal from dents and scrapes. Black only.

CHROME TRUCK RAILS (A)

Add beauty and practicality to a Jeep Pickup box with these rails. Each woodgrained rail is secured at four points and provides an easy means for tying down cargo or tarpaulins. Available for Jeep Pickups. (NA on Sportside. Cannot be installed with roll bar or load binder).

LOAD BINDER (B)

Easily installed in all Jeep Pickups without side rails. Designed to prevent damage due to shifting cargo. The chain has a vinyl sleeve to protect cargo, and ratchet tightening device insures secure, quick tie down.

CHROME-PLATED STEP BUMPER (C)

Add more style to your Pickup or Scrambler with this one-piece, nickel/chrome-plated rear bumper with built-in stepping surface. It's actually a hitch, fabricated with provisions for a hitch ball which resists "ovaling" and thus provides greater pulling power. The bumper is free from corrosion-prone welds and seams. Black plastic end caps lend a finishing touch. White painted step bumper (baked epoxy finish) with black end caps also available (not shown).

SIDE STEPS (D)

Provides a middle step between the Scrambler or CJ's floor and the ground for easier entry and exit. Quick and easy to install. Steps are available in pairs and feature durable and sturdy all-steel construction.

RUNNING BOARDS (E)

Functional and smart-looking. Constructed of bright-dipped anodized extruded aluminum alloy for beauty and corrosion resistance. Strong mounting to vehicle. Include splash guard extenders for front wheel. Protect vehicle from stones, mud and road oil. Make for easy entry and exit. For Pickups, Cherokee Wide Track Vehicles, CJ5, CJ7 and Scrambler.

TAILGATE PROTECTOR (F)

For Jeep Pickups. Protects the top of the most frequently marred part of the truck. Covers up existing damage on older models. Adds a custom touch. (NA on Sportside).

BUMPER EXTENSIONS (G)

Additional fender and tire protection for all Scrambler and CJ's. Install quickly and are made of strong heavy-gauge steel. Painted black to match the original equipment bumper.

OUTSIDE REAR VIEW MIRROR (H)

Available on Cherokee, Wagoneer and Pickup models. Good-looking, chrome-plated mirror mounts on the right door for an improved viewing area.

JUNIOR WEST COAST MIRROR (I)



All angle, 5-1/4" x 10-1/2" mirror is easily installed. Finished in silver-grey paint to resist corrosion.

TRIPOD SUPPORT MIRROR (J)

Have a wider field of rearward vision with this 7-1/2" x 10-1/2" mirror. Features vibration-free tripod mounting below eye-level for Pickup, Cherokee and Wagoneer. Finished in bright chrome for smart looks.

MIRROR EXTENSION (Not Shown)

Double the use of your tripod-type mirror for trailer hauling with these mirror extensions. They extend your mirrors four inches outward to improve rear viewing when towing camper bodies or a trailer.



LUGGAGE RACK (K)

When you run out of storage room inside, it's practical to take full advantage of the load bearing capabilities of your Cherokee or Wagoneer with this attractive and sturdy luggage rack. Made of a bright finish metal which provides good looks and corrosion resistance. Specially designed to hold the Luggage Carrier.

SKI RACK (L)

Mounts conveniently to the existing luggage rack on Cherokee and Wagoneer. One ski rack carries two pairs of skis and poles. Luggage Rack will accommodate mounting up to four ski racks. Rack has provisions to lock equipment.

LUGGAGE CARRIER (M)

Fits into the Luggage Rack on Cherokee and Wagoneer. Waterproof vinyl cover over a hardboard floor and rugged frame provides extra capacity and protection for luggage or cargo. Collapses easily for storage. Includes strong tie-down straps.

REAR WINDOW AIR DEFLECTOR (N)

Designed to direct a steady stream of air to help keep the rear window clean. Available on Cherokees and Wagoneers only. Good looking chrome with woodgrain trim. Can be used in conjunction with any luggage rack.

CJ SKI RACK (O)

Provides safe, sturdy and convenient way for skiing enthusiasts to carry their equipment to the slopes. The rack mounts to an approved CJ Spare Tire Carrier and provides stowage for up to four sets of skis or three sets of skis and poles.

BED-LINER (P)

Designed to provide you with year round protection for the cargo area of your Jeep.

Made of 1/2" to 3/8" thick Nyracord® which will not rust, crack or break even in extremely hot or cold conditions. The raised rib running lengthwise permits easy movement of cargo and materials in and out of the vehicle. The underside is a knobby design which permits aeration and drying.

The liner may easily be lifted out for cleaning or when liner is not needed.

Available for Scrambler and J-10, model 25 seven foot bed with townside box for model years 76-82.

DOOR POCKET KIT (Q)

Handy storage area for maps, sunglasses and other small articles. Keeps them out of the way but in an easy-to-get-at place. Fits all Scrambler and CJ models. Available in black only.

CJ BUMPER GUARDS (R)

Bumper Guards are constructed from a combination of rubber and cord, blended together to produce an "almost indestructible" material. Under extreme hot or cold temperature conditions, these guards will not corrode or crack thus providing continuous protection to the vehicle.


Additionally, the guards will provide extra protection to the front spring shackles, and when mounted to the front or rear will offer license plate protection, bumper protection from scratches and nicks as well as minimizing bumper override.




K



L



M



N



O



P



Q



R

INSIDE SPARE TIRE CARRIER (A)

Custom designed spare tire carrier fits right inside the luggage compartment of a Cherokee or Wagoneer. Permits easy access to the spare tire and frees up the storage area for cargo.

CHIP GUARDS (B)

Available in black or white for rear fenders of Jeep Pickups with Townside boxes. They protect against stone and gravel chips, sand-blasts or damage from other road debris. Conform to the shape of the rear fenders and come in sets of two.

CHROME SLOTTED WHEEL, 7" (C)

Finished in bright chrome for good looks and long-lasting beauty. Protected with a corrosion resistant clear coat finish. Available in a six bolt version for J-Series vehicles and five bolt pattern for CJ and Scrambler.

SLOTTED WHEEL, 8" (D)

Designed and engineered for Jeep vehicles. Features eight-spoke design with mated wheel and disc for maximum load capacity. The wheel is finished in white epoxy. Fits Scrambler and CJ models with a five bolt pattern and wide wheel Cherokees and Pickups in a six bolt version.

TIRE COVERS (E)

Cover up the spare and add a customized touch to any Jeep CJ vehicle. Available in black, blue, tan and white to complement the vehicle's interior color. Can also be obtained with various imprints.

SWING-OUT SPARE TIRE CARRIER (F)

Features heavy-duty construction and a positive-closing latch. Allows more interior room for storage space and doesn't interfere with a soft top in the "down" position. For CJ-7.

SPLASH GUARDS (G)

Splash guards mount behind the wheels for body protection from mud and stones. Sharp design features Jeep raised letters and logo design. Available for all Jeep models.

FENDER EXTENSIONS (H)

Protect fenders and body from road debris with these high-density plastic fender extensions. Available in a set of four for CJ models and Scrambler only. Easy to install.

AUTOMATIC HUBS (I)


Never switch another hub control. Just shift your transfer case into four-wheel drive and these hubs automatically engage the front axle and drive train. Available for new and earlier models of Jeep vehicles. Not available for vehicles equipped with Quadra-Trac® full-time four-wheel drive system. Manual hubs are available for all years of Jeep vehicles except those with Quadra-Trac®.

HUB SERVICE KIT (Not Shown)

Great help for the do-it-yourselfer. This kit gives you all the gaskets, o-rings and washers needed to reinstall one set of hubs.


SPARE WHEEL LOCK (J)

Guard your spare tire and wheel with this heavy-duty lock. Available for all Jeep vehicle wheels and features tamperproof key locking.




A

B




C

D



E

F



G

H



I

J



K

L




M



N



O



P

SKYVIEWER SOFT TOP (K)

Offers the same rugged construction and features as the Safari Soft Top with the addition of an 18" x 30" roof window to let the sunshine in. The roof window is tinted to reduce glare and heat. Available for all CJ's in black, white, blue, tan and nutmeg.

TOP BOOT (L)

Protects and stores your soft top and vinyl windows when in a rolled down position. Lends a neat, finished look to the CJ and keeps the top handy in case of a sudden change in weather. Available in colors to complement your soft top.

SUN ROOF (M)

Available for Cherokee, Wagoneer and Pickup (shown) and CJ models with hardtop (not shown). Can be closed, vented or fully removed as your fresh air needs require. The tinted safety glass is framed by corrosion resistant aluminum.

SADDLE BAGS (N)

Great for storage and protection of small contents while on or off-road. Made of durable vinyl, they snap easily onto the roll bar and provide out-of-the-way stowage with custom good looks. Available in black, white, blue, tan or nutmeg for all CJ models.

ROLL BAR PADDING (N)

Provides protection and a custom touch for any CJ roll bar. Made of thick, molded foam rubber with a tough vinyl cover that zips over the roll bar. Cover is available in black, blue, tan and nutmeg.

SAFARI SOFT TOP (O)

Custom good looks, added rear visibility and sturdy construction combined in a popular CJ accessory. Features heat-sealed seams with heavy, clear vinyl windows that resist cracking or clouding. The sturdy, 3/8" steel door frames have zinc plated hardware, extra reinforced snaps and attached curtain roll up straps. The top is fully removable and available for all CJ models in a choice of black, white, blue, tan and nutmeg.

SUN BONNET (P)

Provides quick protection from sun and rain. Secures quickly to the roll bar and includes a tension strap to help eliminate "billowing" in the wind. Proven in off-road competition. Available for CJ-5 and CJ-7.

WHEELHOUSE PADS (A)

For comfort and a handsome finishing touch to the CJ-5 and CJ-7. Rear seat passengers can enjoy the convenience of a comfortable arm rest. A snap to install. Available in black, blue or tan.

DRIVING LIGHTS (B)

Dramatically improve visibility during night-time off-road activities. These lights will illuminate an object up to 5,000 ft. ahead. Available for front bumper mounting on all Scrambler's and CJ's and roll bar mounting on Jeep Pickups. Protective covers included. (Consult state and local restrictions prior to the installation of any high intensity lights.)

LIGHT BAR (C)

Great mounting place for driving lights on a Scrambler or CJ. When windshield is folded forward, lights swing out in front of the driver.

FOG LIGHTS (D)

For better vision in fog, driving rain or snow, add fog lights featuring iodine halogen lamps. They allow excellent light penetration—up to 500 feet with a wide angle 180° beam pattern. Protective covers included. (Consult state and local restrictions prior to the installation of any high intensity lights.)

STANDARD M3 CAB (Not Shown)

The Standard M3 metal cab gives additional protection from rain, snow and cold to passengers and cargo. Design features rounded corners, one-piece roof and high-luster, durable finish. Locking chrome door and liftgate handles provide easy access and a measure of security. Requires front stabilizer bar. Not available for CJ-7.

STANDARD CAB WITH VERTICAL REAR DOOR (Not Shown)

The Standard metal cab is also available with a full-length vertical rear door for easy access to the rear compartment on your CJ-5. (Not available on CJ-7.) Includes the same design features as the M3 Cab and requires a front stabilizer bar.

DELUXE M3 CAB (E)

Features same design as standard cab, but with finished headlining, dome light, crank and gear-operated windows that lower completely into the door panel and full tailgate freedom for easy loading and unloading. Also provides additional rear vision. Available only on CJ-5 models equipped with a front stabilizer bar.

TRUCK TOPPER (F)




Convertible fabric topper adds all weather protection for cargo and provides plenty of headroom (up to 45") when used for camping. Zippered roll-up curtains with ventilation screens included. When not in use, topper folds out of the way. Comes in white only and is available on 7 ft. and 8 ft. Townside boxes with or without chrome truck rails.

TRUCK CAP (G)

Sturdy cap provides all-weather protection for cargo. Features reinforced light weight construction, tinted safety glass, lockable sliding side window and rear door. Available in white, with optional sliding front window, this superb quality cap will fit all Jeep Pickups except Sportside.

FRONT FRAME COVER KIT (H)

Designed to fit over the front frame giving CJ and Scrambler vehicles a smart, neat appearance.





SNOW PLOWS (I)

The only snow plows authorized to be used on Jeep vehicles. Each snow plow mount is custom designed to match each Jeep vehicle—providing the best weight distribution and maximum pushing power. Ask your dealer for your specific application.



MINI SPREADER (J)

A lightweight, 600 lb. capacity, polyethylene mini spreader is available for all Jeep Pickup and CJ models. Adjustable control lets you spread dry rock salt in a path from 3 to 30 feet. Side mounted spare and draw bar are required for installation.




BRUSH GUARD (K)

Protects the vulnerable grille area of your Jeep Cherokee or Pickup when traveling off-road. Constructed of heavy-gauge steel. Mounts securely to the bumper and frame.



ROLL BAR-PICKUP (L)

Mounted behind the Pickup cab, these specially designed 2" outside diameter roll bars are made of welded steel tubing. Leaves the cargo bed free for full capacity loads. Available for Jeep Pickups only. (Cannot be used with Truck Rails.)




ROLL BAR-CJ (Not Shown)

CJ Roll Bars are constructed of 2-1/2" outside diameter, 11-gauge tubular steel with electric feed welds for greater strength and durability. Doesn't interfere with passengers or cargo.

SLIDING REAR WINDOW (M)

Specially designed to fit all Jeep Pickups. Promotes in-cab ventilation. Includes security lock mechanism and tempered safety glass. Installs easily.



TONNEAU COVER (N)

Gives a neat, clean look to the Pickup box. Constructed of tough vinyl-coated fabric. Snaps on with ease and provides complete cargo protection. Available in black for either 7 ft. or 8 ft. Townside boxes. Also available for Scrambler.



CJ BRUSH AND GRILLE GUARD (O)

Functional and stylish additions that provide rugged front-end protection. Brush guard can be used without grille guard, or the brush and grille guard can be combined. The brush and grille guard unit can also accommodate Jeep accessories like driving and fog lights or a bumper mounted electric winch. Available for Scrambler.

AIR OVERLOAD KIT (A)

Provides increased spring rate capacity for vehicles equipped with a standard suspension. Inflated with air, they increase traction, help prevent sway on curves and help reduce dipping during hard stops. Available in sets of two for all Jeep vehicles.

HITCH BALLS (B)

For secure trailering, these hitch balls are made of forged and machined cold drawn steel and finished in chrome. A 3/4" shank is available, designed for trailer weights up to 3,500 lbs. A 1" shank diameter is also available. 1-7/8" and 2" hitch ball sizes are available for Class II hitch applications. For all Jeep vehicles.

CLASS III RECEPTACLE (C)

For applications that require big towing capacity, this equalizing hitch of all-welded construction is available for Jeep Wagoneer and Cherokee. Specially designed, it provides improved weight distribution with trailer loads up to 7,500 lbs., when used with equalizing equipment.

HEAVY-DUTY SHOCKS (D)

Trail Tamer Heavy-Duty Shocks provide stable performance and better handling control on and off-road. Feature a resistance-welded upper mounting to survive great stress, multi-lip seal for low friction and wear, oversized piston damping area and an arc-welded lower mount for maximum strength. Available for front and rear on all late model Jeep vehicles.

CLASS II HITCH (E)

Ideal for boat trailers, tent trailers, utility or tandem axle trailers up to 3,500 lbs. and with tongue weights of up to 350 lbs. Features heavy-duty construction from cold drawn steel with a 3/4" pre-drilled tongue for a Class II ball.

DRAW BAR (F)




Equip your CJ or Scrambler for trailer hauling with this specially designed draw bar. Draw bar mounts in the rear. Heavy-duty spring and shock absorbers are recommended. Available for all CJ and Scrambler models.

TRUSS KIT (G)

Reduces front end wear and bolsters front axle rigidity. Does not affect handling or ride. Available for all Jeep CJ and Scrambler models. Front Stabilizer Bar also available.



STEERING STABILIZER (Not Shown)

Improves driver control in on and off-road conditions. Heavy steel tube construction with hydraulic fluid. Provides quick response in all temperatures. The kit comes complete with steel mounting brackets and all necessary hardware. Fits CJ only.




D

E



G



TOW BAR (H)



The Tow Bar allows your CJ or Scrambler to be towed behind any vehicle with a 2" diameter trailer hitch ball. Features heavy-duty steel construction and pivots out of the way while not in use.

HEAVY-DUTY COOLING SYSTEM (Not Shown)

Required equipment for air conditioning, this system is suited for trailering and off-road activities. Features extra capacity radiator, high-air volume seven blade fan and radiator shroud. Available for all Jeep models.

HIDDEN WINCH (I)

8,000 lbs. of concealed pulling power. Includes four-way roller fairlead and 10-foot remote control switch. Available for Cherokee, Wagoneer and Pickup. Frees up bumper area for other accessories.




PORTABLE ELECTRIC WINCH (J)

Designed for instant use on a front or rear trailer hitch ball with a hitch ball adaptor. Features compact 8" x 11" x 10" size with 3,000 lbs. of pulling power. Includes 50 feet of 3/16" wireline with hook and a hand crank for emergency use. Simple, 12 volt wiring kit is included.

WARN ELECTRIC WINCH (K)

Features a manual clutch for free-spooling the wire cable, a reversible motor for power-in/power-out control, self locking brake and a maintenance free gear case. Winch comes complete with 150 feet of 5/16" galvanized aircraft wire cable with hook and remote hand control. Fits all Jeep vehicles.



RAMSEY ELECTRIC WINCH (L)

8,000 lbs. of tough, reliable pulling power. Operates independently of vehicle's engine. Two models offered—hawse-type fairlead and four-way roller fairlead. Each winch package includes 150 ft. of 5/16" galvanized, aircraft-type cable and connectors and a three-way remote control. Fits all Jeep vehicles with appropriate mounting kit.

TOW HOOKS (M)

Offered in sets of two for all Scrambler and CJ models. Strong, sturdy construction. Front bumper mount provides easy access.

SNATCH 'UM STRAP (Vehicle Towing) (N)

There's 20,000 lbs. of tensile strength in this 30-foot strap. Comes complete with handy, protective carrying bag. A must for off-road or severe weather conditions.



HELPER SPRINGS (O)

Heavy-duty springs increase load carrying capacity and help prevent rear end sag. Also improve traction and stability. Available for Pickup models.



WINCH ACCESSORIES (P)

Winch cover, choker chain, snatch block, tow cable and cable extensions make your winch package complete and ready for action. All accessories are available for either Warn or Ramsey winches.

 <p>MODEL - CJ-2A (4WD) UNIVERSAL JEEP Year Mfg. — 1942-1947 Distinguishing Characteristics — Engine 4L, built without electrical system. 17 volt electrical system. Side mounted spare tire. Tailgate. Side mounted spare tire. Parts Catalog — W1701</p>	 <p>MODEL - CJ-2B (4WD) UNIVERSAL JEEP Year Mfg. — 1942-1953 Distinguishing Characteristics — Engine 4L. One piece windshield wiper. 17 volt electrical system. Tailgate. Side mounted spare tire. Parts Catalog — W1701</p>	 <p>MODEL - CJ-3B (4WD) UNIVERSAL JEEP Year Mfg. — 1953-1964 Distinguishing Characteristics — Engine 4L. Six bolt, angular fenders. High top hood. 6 or 17 volt electrical system. One piece windshield. Side mounted spare tire. Parts Catalog — W1155 (later to 1963) W1716 (later engine, 1964-1968)</p>	 <p>MODEL - DJ-2B (2WD) DISPATCHER, SUREY Year Mfg. — 1953-1964 Distinguishing Characteristics — Engine 4L. 17" beam front axle. Hood top or soft top. Parts Catalog — W1155</p>	 <p>MODEL - CJ-5 (4WD), DJ-5 (2WD) UNIVERSAL JEEP Year Mfg. — CJ-5 (1953-1969), DJ-5 (1962-1969) Distinguishing Characteristics — Engine 4L, V6, 6 cyl. closed, flat tailgate. Rounded fenders. 6 or 17 volt electrical system. One piece windshield. 87" wheelbase. Side mounted spare tire. Parts Catalog — W1155 (later to 1963) W1707 (1962-1969) W1716 (later engine, 1964-1968)</p>	 <p>MODEL - CJ-6 (4WD), DJ-6 (2WD) UNIVERSAL JEEP Year Mfg. — CJ-6 (1953-1969), DJ-6 (1962-1969) Distinguishing Characteristics — Engine 4L, V6, 6 cyl. closed, flat tailgate. Rounded fenders. 6 or 17 volt electrical system. One piece windshield with 151" wheelbase. Side mounted spare tire. Parts Catalog — W1155 (later to 1963) W1707 (1962-1969) W1716 (later engine, 1964-1968)</p>	 <p>MODEL - CJ-8A (4WD), CJ-8A (4WD) TELERO FINE MEX V6 Year Mfg. — 1964-1967 Distinguishing Characteristics — Engine 4L. Chrome grille and fenders. Four wheel drive. Chrome head hardware and bumpers. Tilted front fender. Tilted front fender. Four wheel drive. Chrome passenger safety rail. Parts Catalog — W1707</p>
 <p>MODEL - CJ-4 (4WD), DJ-4 (2WD) UNIVERSAL JEEP Year Mfg. — CJ-4 (1970-1973), DJ-4 (1970-1973) Distinguishing Characteristics — Engine 4L, V6, 6-232, 6-234, V6-204. Side mounted spare tire. Rear mounted fuel tank. 17 volt electrical system. Round front and round hood after 1971. Parts Catalog — W1707 (1970-1973) W1709 (1974-1975)</p>	 <p>MODEL - CJ-6 (4WD), DJ-6 (2WD) UNIVERSAL JEEP Year Mfg. — CJ-6 (1970-1973), DJ-6 (1970-1973) Distinguishing Characteristics — Engine 4L, V6, 6-232, 6-234, V6-204. Side mounted spare tire. Rear mounted fuel tank. 17 volt electrical system. Round front and round hood after 1971. Parts Catalog — W1707 (1970-1973) W1709 (1974-1975)</p>	 <p>MODEL - CJ-7 (4WD) UNIVERSAL JEEP Year Mfg. — 1976-1981 Distinguishing Characteristics — Engine 4-151, 4-232, 6-232, V6-204. Automatic transmission available. Quadra-Trac full time 4 wheel drive. Heated steering wheel with manual doors and rally windows. 95" wheelbase. Parts Catalog — W1709</p>	 <p>MODEL - CJ-5 (4WD) UNIVERSAL JEEP Year Mfg. — 1977-1981 Distinguishing Characteristics — Engine 4-151, 4-234, V6-204, 6-234. Parts Catalog — W1709 (1977-1981) W1709 (1981)</p>	 <p>MODEL 800 SCRAMBLER (CJ-8) (4WD) Year Mfg. — 1981 Distinguishing Characteristics — Engine 4-151, 4-234, V6-204, 6-234. Parts Catalog — W1709</p>	 <p>MODEL - YJ-2, YJ-3, YJ-3-6 (2WD) JEEPSTER Year Mfg. — 1981 Distinguishing Characteristics — Engine 4L, V6, 6-232, 6-234, 100" wheelbase. Parts Catalog — W1709</p>	 <p>MODEL - CJ-10 (4WD) JEEPSTER CONVERTIBLE Year Mfg. — 1981 Distinguishing Characteristics — Engine 4L, V6, 6-232, 6-234, 100" wheelbase. Parts Catalog — W1709</p>
 <p>MODEL - CJ-10 (4WD) JEEPSTER COMMANDO Year Mfg. — 1966-1971 Distinguishing Characteristics — Engine 4L, V6, 6-232, 6-234, 100" wheelbase. Open body, soft top, half top or full enclosure. Parts Catalog — W1707</p>	 <p>MODEL - CJ-10 (4WD) JEEPSTER COMMANDO CONVERTIBLE Year Mfg. — 1966-1971 Distinguishing Characteristics — Engine 4L, V6, 6-232, 6-234, 100" wheelbase. Open body, soft top, half top or full enclosure. Parts Catalog — W1707</p>	 <p>MODEL - CJ-10 (4WD) COMMANDO Year Mfg. — 1972-1975 Distinguishing Characteristics — Engine 4-232, 6-232, V6-204. Hard top, hood and fenders. Rear view mirror. 1.2-3.5 gear available. Open body, half top or full enclosure. Parts Catalog — W1707</p>	 <p>MODEL - 440 (2WD) STATION WAGON, PANEL DELIVERY Year Mfg. — 1949-1950 Distinguishing Characteristics — Engine 4L. Five front springs. Flangeless rear suspension. 3 piece windshield and tailgate glass. Parts Catalog — W1021</p>	 <p>MODEL - 640 (2WD) STATION SEDAN, STATION WAGON Year Mfg. — 1949-1950 Distinguishing Characteristics — Engine 4L. Soft rear seat. Spare tire mounted in floor. Backer doors available. Body trim in sedan model only. Parts Catalog — W1022</p>	 <p>MODEL - 470 (2WD), 44-72 (4WD) Year Mfg. — 1950-1951 Distinguishing Characteristics — Engine 4L, V6, 6-232, 6-234, 100" wheelbase. Rear view mirror. Spare tire mounted in floor. 2 piece windshield and tailgate glass. Parts Catalog — W1015</p>	 <p>MODEL - 475, 605, 625-214 (2WD) Year Mfg. — 1950-1950 Distinguishing Characteristics — Engine 4L, 6-232, 6-234, 100" wheelbase. Rear view mirror. Spare tire mounted in floor. 2 piece windshield and tailgate glass. Parts Catalog — W1129</p>
 <p>MODEL - 1210 (2WD), 1413 (4WD) PANEL DELIVERY Year Mfg. — 1942-1948 Distinguishing Characteristics — Engine 4-230, 6-232, V6-232. Standard or automatic transmission. Spare rear view mirror available. Parts Catalog — W1707</p>	 <p>MODEL - 1214 (2WD), 1414 (4WD) WAGONER Year Mfg. — 1942-1948 Distinguishing Characteristics — Engine 4-230, 6-232, V6-232. Standard or automatic transmission. Spare rear view mirror available. Parts Catalog — W1707</p>	 <p>MODEL - 1400 (4WD) SUPER WAGONER Year Mfg. — 1942-1948 Distinguishing Characteristics — Engine V8-227 with 4 barrel carburetor. Drive selector trim with bucket seats and console. 40" steering wheel. Deluxe interior trim available. Parts Catalog — W1707</p>	 <p>MODEL - 1214 (2WD), 1414 (4WD) WAGONER Year Mfg. — 1945-1970 Distinguishing Characteristics — Engine 4-232 (1945-1970), V6-232 (1945-1947), V6-230 (1948-1970). Low wheel grille. Parts Catalog — W1707</p>	 <p>MODEL - 1414 (4WD) WAGONER Year Mfg. — 1970-1973 Distinguishing Characteristics — Engine 4-232, 6-232, V6-204, V6-230, V6-260. New horizontal style grille. Side marker light. Spare reflector backup light. Parts Catalog — W1707</p>	 <p>MODEL - 1400 (4WD), 1500 (4WD) WAGONER Year Mfg. — 1972 Distinguishing Characteristics — Engine 4-232, V6-260. Quadra-Trac full time 4 wheel drive. Heavy duty locking steering column. Redesign instrument panel. Mechanical dash. Tilted. Spare reflector warning light. Parts Catalog — W1707</p>	 <p>MODEL - 1400 (4WD), 1500 (4WD) WAGONER Year Mfg. — 1400 (1974-1974), 1500 (1974-1974) Distinguishing Characteristics — Engine V6-260, V6-401. Variable valve power steering standard. Rear power floor brackets. 151" wheelbase and safety absorbing bumper available. 1500 model is the common style. Parts Catalog — W1709</p>
 <p>MODEL - 1500 (4WD) WAGONER Year Mfg. — 1979-1981 Distinguishing Characteristics — Engine 1979-1980, V6-260, 1981, 6-234, V6-260. Four door body style. Rectangular headlights. 107" wheelbase. Parts Catalog — W1709 (1979-1981) W1709 (1981)</p>	 <p>MODEL - 1800 (4WD), 1700 (4WD) CHEROKEE Year Mfg. — 1400 (1974-1978), 1700 (1974-1978) Distinguishing Characteristics — Engine 4-232, V6-260, V6-401. 2-door with 16 1/2" tires on 8" wheel wells. 4-door with 16" tires on 8" wheel wells. Spare tire mounted on rear. Front power air brake available. 107" wheelbase. 1700 CHEROKEE is 1/2" the common style. Parts Catalog — W1709</p>	 <p>MODEL - 1800 (4WD), 1700 (4WD) CHEROKEE CHIEF, WIDE WHEEL CHEROKEE Year Mfg. — 1400 (1972-1974), 1700 (1972-1978) Distinguishing Characteristics — Engine 4-232, V6-260, V6-401. 2-door with 16 1/2" tires on 8" wheel wells. 4-door with 16" tires on 8" wheel wells. Spare tire mounted on rear. Front power air brake available. 107" wheelbase. 1700 CHEROKEE is 1/2" the common style. Parts Catalog — W1709</p>	 <p>MODEL - 1800 (4WD) CHEROKEE Year Mfg. — 1977-1978 Distinguishing Characteristics — Engine 4-232, V6-260, V6-401. 4 door vehicle. Variable grille and fenders. 107" wheelbase. Parts Catalog — W1709</p>	 <p>MODEL - 1800 (4WD) WIDE WHEEL CHEROKEE Year Mfg. — 1979-1981 Distinguishing Characteristics — Engine 4-232, V6-260, 4 door vehicle. Rectangular headlights. 107" wheelbase. Model 1700 Wide Wheel Cherokee has 16 1/2" tires on 8" wide wheel wells. Parts Catalog — W1709 (1979-1981) W1709 (1981)</p>	 <p>MODEL - 1800 (4WD) CHEROKEE Year Mfg. — 1979-1981 Distinguishing Characteristics — Engine 4-232, V6-260, 4 door vehicle. Rectangular headlights. 107" wheelbase. Parts Catalog — W1709 (1979-1981) W1709 (1981)</p>	 <p>MODEL - 2WD, 4WD TRUCK Year Mfg. — 1942-1950 Distinguishing Characteristics — Engine 4L. Flat grille. Full fenders. 3 piece windshield glass. Parts Catalog — W1180</p>
 <p>MODEL - 412HT (2WD), 473 (4WD) TRUCK Year Mfg. — 1945-1951 Distinguishing Characteristics — Engine 4L. V-type engine with chrome trim. Rounded fender top. 2 piece windshield. Parts Catalog — W1150</p>	 <p>MODEL - 475, 612A, 622B, 16-226 (4WD) TRUCKS Year Mfg. — 475 (1952-1952), 612A (1954-1963), 6-226 (1954-1963), 16-226 (1954-1963) Distinguishing Characteristics — Engine 4L, 6-232, 6-234. One piece windshield. Chrome body trim moldings. 6 or 15 volt electrical system. Parts Catalog — W1150</p>	 <p>MODEL - FC15C (4WD) TRUCK Year Mfg. — 1942-1944 Distinguishing Characteristics — Model 150 has 8" wheelbase. Model 170 has 10 1/2" wheelbase. 6 or 15 volt electrical system. Ckt. over engine. Parts Catalog — W172</p>	 <p>MODEL - 2300 (2WD), 2300 (4WD) ELGIATOR TRUCK Year Mfg. — 1945-1948 Distinguishing Characteristics — Engine 4-230, 6-232, V6-232. V6-230. Hydraulic and drive shaft with 8" axle and power steering body. 1200, 1400 series 170" wheelbase. 2300, 3400 series 132 or 132 1/2 wheelbase. Square radiator grille. Parts Catalog — W1707</p>	 <p>MODEL - 2400 (4WD), 2400 (4WD) TRUCK Year Mfg. — 1949-1973 Distinguishing Characteristics — Engine 4-232, 6-232, V6-260, V6-260, V6-401. Low wheel grille. Front side marker light. Tailride and fender air grab-up bars. Parts Catalog — W1707</p>	 <p>MODEL - 2500, 2600, 4500, 4600, 4700, 4800 (4WD) TRUCKS Year Mfg. — 2400 (1972-1974), 2500, 2600, 4500, 4600 (1972-1980) Distinguishing Characteristics — Engine 4-232, V6-260, V6-401. Quadra-Trac full time 4 wheel drive. Tailride. Spare air transfer pleck box. Rectangular headlights. Spare air dome and fender side pickup box. Parts Catalog — W1709 (1972-1980) W1709 (1980)</p>	 <p>MODEL - 2500, 3000, 2700 (4WD) TRUCK Year Mfg. — 1981 Distinguishing Characteristics — Engine 4-232, V6-260. Rectangular headlights. Spare air dome and fender side pickup box. Parts Catalog — W1709</p>

JEEP MODEL IDENTIFICATION WALL CHART
Displays Jeep vehicles beginning with the 1945 CJ 2A through the all new 1981 Scrambler. This colorful, 44" x 34" wall chart is made of a long lasting and durable plasticized material.
Order part number 3831594 from your Jeep® Dealer.

Jeep
Store
YOU DESERVE GENUINE JEEP ACCESSORIES